

TLC Phonics Tic Tac Toe Games

Complimentary Copy

Book

NEW.
generation



tip	bat	up
mop	rub	not
dot	fan	pet




- Alphabet and letter sound skills using plain letters and Lively Letters™ pictures
- Reading real and nonsense words from CVC level to multisyllable level
- Reading and spelling many sight words and common word families

Program created in 1990 by
Nancy Alemian Telian, MS, CCC-SLP
Revised by
Nancy Alemian Telian and
Penny Alemian Castagnozzi



Reading with TLC Phonics Tic Tac Toe Games Reproducible Workbook New Generation



created by
Penny Castagnozzi

Reading with TLC
Telian-Cas Learning Concepts, Inc.
775 Pleasant Street, Suite 6 Weymouth, MA 02189
www.readingwithtlc.com

©2009, 2020, Telian-Cas Learning Concepts, Inc. All rights reserved.
Printed in the USA. The game pages of this book are reproducible for
student use, but may not be reproduced in any form, under any
circumstances, for resale by any parties other than Telian-Cas
Learning Concepts, Inc., Reading with TLC.



TLC TIC TAC TOE

Table of Contents

Instructions and Suggested Uses	5
Isolated Letters for Practicing Letter Sounds and Names	
Lively Letters Pictures	9
Extra ‘b’ and ‘d’ Practice (with and without pictures)	12
Plain Letters, Lower Case, for Names & Sounds	14
Words for Decoding - Real & Nonsense, Following the Lively Letters Sequence	
One-syllable words	21
Decoding with ‘ed’ and ‘es’ morphological endings.....	76
Two-syllable words, first closed.....	77
Open and closed syllables	73
Two-syllable words, first open	74
Two-syllable words, first open or closed	78
Three-syllable words	93
Consonant-l-e words	105
Common Word Families for Reading and Spelling	
Word Families with Phonetically Regular Spelling	107
Word Families with Irregular/Infrequent Spelling Patterns.....	109
Sight Words	
Phonetically Regular Sight Words.....	110
Sight Words You Can See – For Reading	119
Sight Words You Can See – For Spelling	126
Additional Challenging Sight Words	133
Common Prefixes and Suffixes	137
Alphabet Sequencing	
Lower Case	139
Upper Case	143
Dictation of Spelling Words	
Three - letter words.....	155
Four – letter words	156
Plain Tic Tac Toe Game Templates	
Larger boxes	157
Smaller boxes	158
Brief Summaries of Lively Letters Stories	158

TLC Tic Tac Toe Games- Instructions and Suggested Uses

TLC Tic Tac Toe Games for Educational Purposes

Playing Tic Tac Toe is a fun way to provide students with automaticity practice for various skills. In this book, letters and words have been placed within the game sheets so that students can have fun playing the games while gaining valuable practice on reading and spelling skills. In this reproducible book are Tic Tac Toe games that include letters and words, and plain Tic Tac Toe games (having the lines, but no words included).

Using the TLC Tic Tac Toe Games that contain letters and words

The games with the letters and words are played the same as Tic Tac Toe games without words. The difference is that every time a player takes a turn, he must first complete an academic task. Depending on the skill being targeted, the student must announce the letter name or sound, read the word, or spell the word before marking his X or O in the space he chooses. The table of contents lists the various types of skills that are addressed. Depending on what skill needs to be worked on, the teacher selects and photocopies a page.

The teacher may play with one student, or work with several students who are playing with and against each other as opposing teams. The game may also be used as a center activity for two to four students to play on their own in two opposing teams.

If a teacher is playing against the student, it is recommended that the **student** be required to perform the academic tasks for even the teacher's spaces.

The game is played the same as a typical Tic Tac Toe game, where opposing teams select to be represented by X's or O's, and they take turns selecting a space on the grid to put their mark, first taking care of the academic challenge. The first player to get 3 X's or 3 O's in a row wins the game and draws a line through the 3 symbols!

Using the plain Tic Tac Toe games (containing no printed letters/words) One of the things instructors can do is to use the blank Tic Tac Toe games as a reward, having the students take turns after performing short academic tasks, or playing the whole game for a reward after performing a longer task, such as reading a list of words or ten short pages in a book. The instructor may choose instead to use the blank Tic Tac Toe games as template personalizing the games by printing in the specific letters or words that she would like the students to practice that day.

Alternate Uses of the TLC Tic Tac Toe Games

Instructors may choose to use any of these alternate ways of playing the games:

- Have student read all of the words on the page, and then take a break from work and simply play the game.
- For students with stubborn naming problems, in order to prevent impulsive guessing and to promote accuracy and automaticity, students could be told that they have to get the answer correct on the first try to get to put their symbol (X or O) in the spaces. Tell them to take their time in answering, with your help cueing, if needed.
- Cut up the Tic Tac Toe sheets to make small flash cards for your students to drill. Being a reproducible product, each student can have his own sets of these flash cards to take home and practice.

Special Instructions for Specific Academic Tasks in TLC Tic Tac Toe

Isolated Letters for Names and Sounds - Upper and Lower Case (pages 1-12)

Lively Letters pictures, plain letters, upper and lower case, and extra 'b' and 'd' drills printed in the presentation sequence recommended in the Lively Letters program

Have students name the letter sound associated with the letter(s) in the box. The plain letters may be used for drilling letter names, as well as the letter sounds.

Decoding Words, Real and Nonsense (pages 13- 106)

Increasingly difficult one-syllable through three-syllable words, real and nonsense, following the recommended letter sound sequence from the Lively Letters program

Have students practice sounding out the words that are in the boxes. When choosing the TLC Tic Tac Toe Games sheet to reproduce, keep in mind that students will be more successful reading these words if they have already mastered reading similar words with the Lively Letters cards and then plain letters in manipulative activities. Working on words in a TLC Tic Tac Toe Games activity is considered to be working at the "word card" level in the Lively Letters scope and sequence (reading a whole new word at a time).

Common Word Families for Reading and Spelling (pages 107-109) *Progresses from easy to more difficult, including phonetically irregular patterns*

This activity can be used to practice reading or spelling. For reading, the teacher could simply have the students read the word family within each box. The teacher could also, at the time that the student selects the box or ahead of time, put a consonant or consonant blend in the space in front of the word family, so that the student is required to read a real or nonsense word containing that common word ending. For spelling, the teacher could dictate a word containing the word ending in the box, and the student must fill in the missing consonant or consonant blend to correctly spell the word.

Sight Words (pages 110-136)

Phonetically regular sight words in order of phonetic difficulty, the phonetically irregular words found in the Sight Words You Can See program, and additional sight words that include phonetically regular and irregular spellings

The sight words sheets have been organized according to whether they are phonetically regular or irregular. As students are progressing through the Lively Letters program, choose the TLC Tic Tac Toe Games sight word sheets that have words containing only those phonics concepts that students mastered using the Lively Letters cards and plain letters in manipulative activities. They will have an easier time learning the phonetically regular sight words if they understand the phonics concepts within them. Move on to higher level (and more difficult) phonetically regular sight words as students learn the phonics rules and strategies necessary for successful decoding (such as words with consonant blends or silent 'e').

After students have progressed through the Lively Letters or any other phonics program, begin teaching the phonetically irregular sight words. Students will be much more successful reading the phonetically irregular sight words after going through the Sight Words You Can See program, which

uses mnemonics to train the sight words with irregular or infrequent spelling patterns. The TLC Tic Tac Toe Games includes 14 sheets of the words targeted in Sight Words You Can See. They follow the progression of that program. These games should be played after students have successfully drilled the words on colored cards with picture cues, and have begun drilling the plain word cards without mnemonic cues. The first set of seven Sight Words You Can See sheets provides practice for reading the words. The second set of seven sheets are for spelling practice. Each of these sheets lists a set of the words, each with a letter missing. The teacher dictates the sight word, and the student fills in the missing letter or letters. If students are doing the activity without the teacher present to dictate words, they should be given a printed list of the sight words in that set to refer to when deciding which word it should be and which letter is missing.

There are several other sheets of sight words, including phonetically regular and irregular words, such as color and number words

Common Prefixes and Suffixes (pages 137, 138)

Have students simply read the prefix or suffix listed in the space. This is not an exhaustive list of affixes, but it can provide some beginning practice in the area of structural analysis.

Alphabet Sequencing skills - upper & lower case letters (pages 139-146)

Progressively more difficult alphabet sequencing sheets where students are required to fill in the missing letters of the alphabet in sequence

Alphabet sequencing would be considered a preschool or early kindergarten level activity, and is not covered within the Lively Letters program. This activity was added for those teachers who are also working on this skill with students and are looking for another way for their students to practice alphabet skills.

Depending on whether the student is working on upper or lower case letters, begin with the easiest Tic Tac Toe Game sheets for this activity (the ones with the most letters of the alphabet provided) and progress to the sheets having less letters provided. Students are to print the letters that are missing. For lower-skilled students, have a copy of the alphabet for the student to use as a guide. If the student is not yet able to print the letters, cut up small pieces of paper or card stock with the letters printed on them, and have the student place them on the sheet. If necessary, enlarge the Tic Tac Toe game when photocopying it so that standard sized letter tiles can fit within the boxes. You can also work on naming of the letters or sounds while doing this activity.

Dictation of spelling words (pages 147, 148)

Three-letter, four-letter and five-letter length templates to guide students in spelling and printing dictated words

After students have shown that they are able to spell words with Lively Letters picture cards, and then with plain letter tiles, the TLC Tic Tac Toe Games spelling templates can be a fun way to practice spelling three, four, or five-letter words. One of the game sheets is for three-letter words (consonant – vowel- consonant words). Simply dictate a word after a space has been chosen, and the student must print the word. Only use those letters and phonics concepts that have been mastered in manipulative tracking activities. When moving on to the template that has four and five-letter words, teachers can begin dictating words with King Ed (final ‘e’), words containing consonant blends, or words with vowel combinations and r- controlled vowels.


Plain Tic Tac Toe templates (pages 149, 150)

Includes two different sized plain Tic Tac Toe game templates for teachers to use just for fun, or to create new activities for drilling

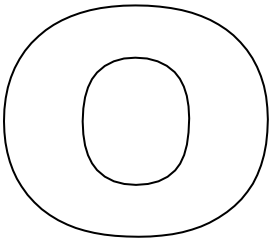
If you need to make more Tic Tac Toe games with phonics concepts or sight words that were not listed in this product, you can design your own games by entering anything that needs to be practiced. You can enter some of the higher leveled, infrequent letter combinations, word types, spelling words, curriculum-based words, and vocabulary words. Instead, you could keep the templates empty and use them as motivators for any practice activity you choose.

If you are looking for additional TLC reproducible game sheets that provide lots of practice for the same kinds of skills, try our TLC Dot Games.

oe	ae	a
ie	ue	o
u	o	ee




xox

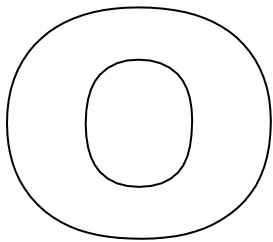


oo	oy	au
oi	ou	ow
ou	<u>oo</u>	aw

or	ar	ur
ar	ir	er
or	er	ur




XOXX

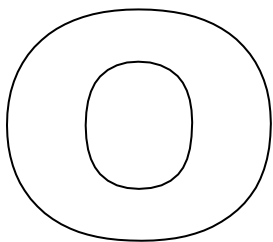


oa	ai	ui
ea	ay	ee
oa	ai	ea

oo	ai	ou
ee	oy	ea
ay	au	ui




XO XO

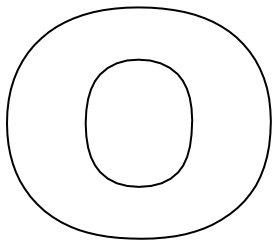


oa	ay	oi
ea	ou	au
oo	ai	oy

nut	lab	hop
fun	rat	not
gab	bat	bug




X O X

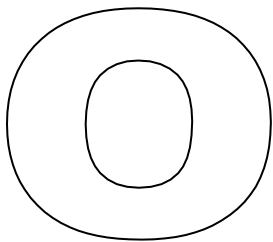


van	rot	hug
tab	top	pad
bag	log	but

wine	bat	rid
hid	hope	role
hide	ride	hop




X O X

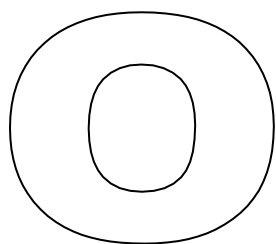


kit	site	kite
fate	see	fat
win	Tim	time

beb	sude	vut
jope	nive	dibe
fape	zam	febe




X O X

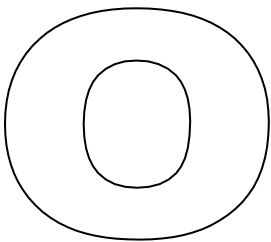


zule	vefe	bix
gute	pab	yote
soz	zafe	hibe

gom	hofe	hib
tibe	bofe	maf
jom	baze	lon




X O X

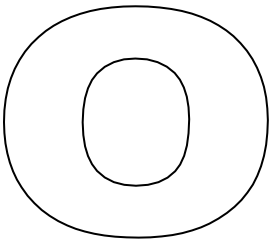


cose	dibe	fiv
bafe	tobe	tefe
pib	pive	hod

drub	crif	trib
braf	frin	grud
smin	kret	trug




X O X

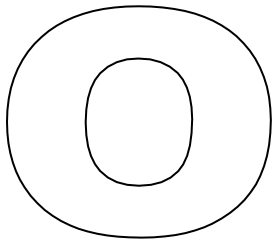


twen	spet	stib
flod	trev	dran
slef	prok	swip

wept	fact	bond
wing	tubs	font
nest	fund	link




X O X

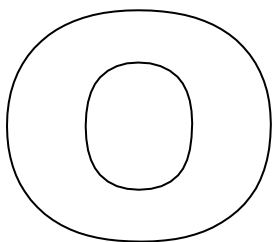


fast	soft	song
sing	test	sing
dent	hops	vest

biks	gopt	wect
lons	kift	mict
fonx	tuts	helt



X O X



pinx	yasp	buld
filt	nops	yads
meft	hilp	wenk

bird

thorn

part

mart


chart

burp

born

chirp

car



X O X

arm

short

art

herd

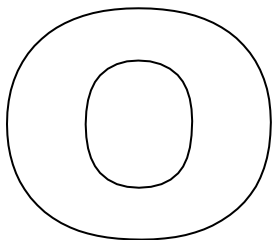
harm

fur

dirt

start

turn



rain

meat

team

loan


read

boat

way

leap

fruit



x o x o x o x o x o x o x o x o x o x o x o x o x o x o x o x o x o x o

road

teen

suit

day

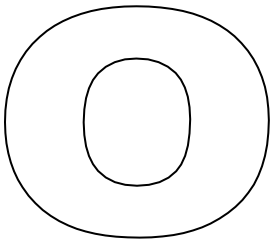
sail

tail


paid

toad

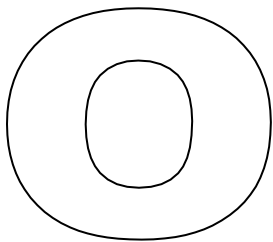
feed



prune	grape	close
plume	froze	crime
flame	blade	swipe




XOX

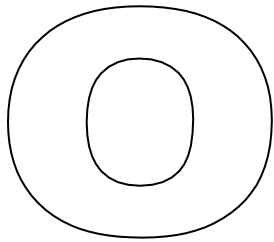


stone	spoke	slate
stake	plate	spike
glide	flee	spade

drape	smoke	grab
from	scope	snip
plume	slam	slime




X O X O X O X O X O X O X O X O X O X O X O X O X O X O X O X O X O X O X

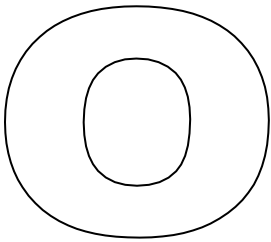


stale	twin	twine
plum	grime	spoke
grim	plume	slat

stole	clap	swim
tripe	broke	prune
flake	slump	snake




X O X

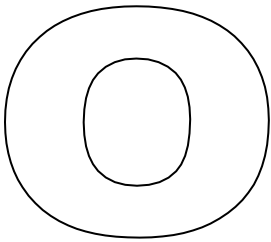


bless	shrimp	spine
clasp	blame	slime
slope	flame	drift

greft	clemp	crond
bleft	spemp	blant
slint	prift	crobs




XO XO

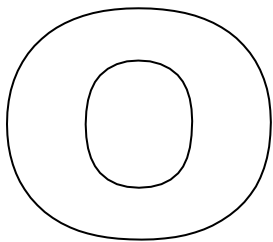


skent	glond	slast
trisp	shruft	trept
plimp	stots	grost

found	crown	droop
point	spoil	stool
drawn	spawn	coops




XOX

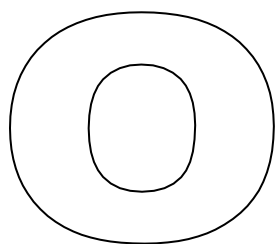


joust	ground	taunts
brawn	fraud	prowl
crawl	broil	floor

found	cloud	howls
sound	plows	loops
pound	swoop	claw




XOX

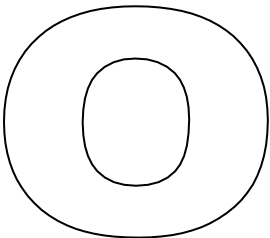


drawn	snout	broil
brown	roust	proof
spook	troops	mount

preach	coast	bloat
braid	toast	brain
sprain	play	drain




XO X O X

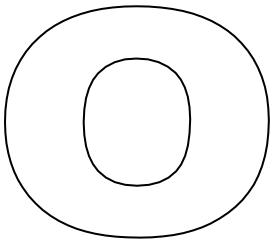


slain	stray	snail
meats	faint	beast
fruit	speak	Spain

pains	slain	float
fails	sway	grain
sneak	clean	plain




X O X

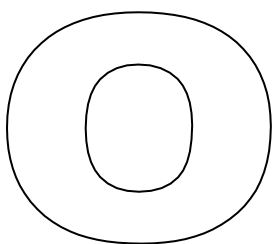


braim	scray	skaim
smeal	sloap	baint
yeant	teasp	feaps

cent	mice	twice
gem	cell	ace
rice	age	ra ce




X O X

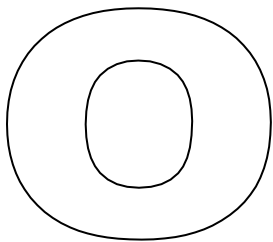


face	gent	rage
dice	stage	huge
germ	grace	page

muge	gub	geb
hig	cig	cem
bage	cint	cug




X O X

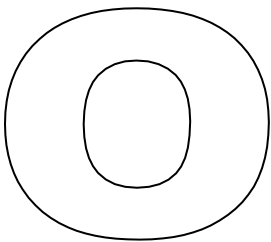


cam	col	ruce
mige	gid	mig
civ	poce	cav

raked	licked	likes
tames	hiked	filled
fitted	bashed	timed




X O X

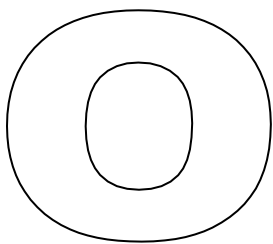


pinned	pined	listed
hoped	lakes	zones
batted	dated	times

context	button	index
lentil	hectic	gasket
scalpel	pallid	commit




X O X O X O X O X O X O X O X O X O X O X O X O X O X O X O X O X O X O X O X

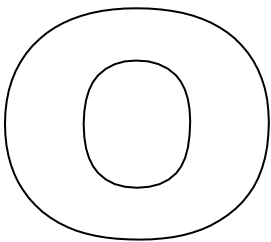


falcon	husband	insect
fungus	common	tonsil
tunnel	bandit	expect

raspit	bendop	fadden
croppit	twentim	dorpis
kintel	mustick	kentel




X O X

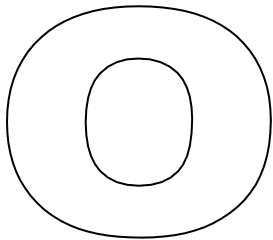


tarpid	thrupsor	jesper
froggist	shilden	fenton
glopper	munson	prinder

bo	lo	wed
we	pi	pic
hev	bof	bi




x o x o

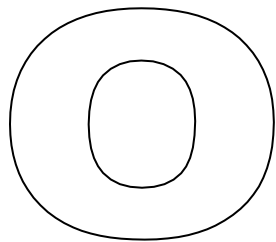


puk	sa	da
dob	con	co
muf	hu	di

taking	music	broken
human	hotel	donut
token	biking	recess




X O X

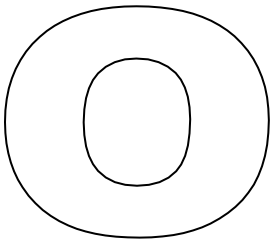


making	shaken	open
pilot	robot	taken
hoping	humid	lilac

demon	recent	halo
basin	paper	polo
even	exil	label




X O X

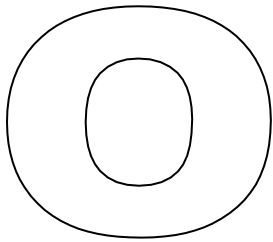


final	silent	dating
label	bridal	totem
pagan	detach	virus

ratop	betim	gobut
tadiz	sipend	mopet
mifod	wocust	nupist




X O X

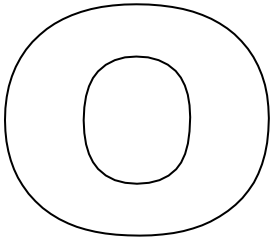


lepak	whopik	pilod
joveg	shilem	goper
camin	thizer	rebin

forgot	distinct	ignite
monster	compare	erase
tadpole	lobster	temper




X O X O X O X O X O X O X O X O X O X O X O X O X O X O X O X O X O X O X O X

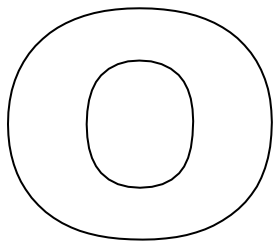


error	devote	admire
injure	produce	derive
cascade	compare	Peter

banner	cement	cricket
severe	defend	pollute
grocer	noting	pellet




X O X

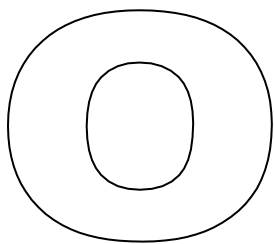


impel	wedding	sudden
return	kingdom	distant
refuse	object	rebate

sempist	smentip	logbit
rinuct	twinket	snipper
vazer	bronder	tolen




X O X

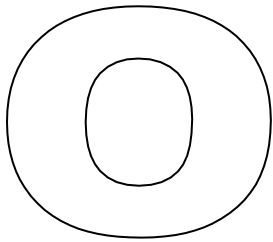


swiber	gropel	becaf
lopel	fumen	zippel
junkest	quippet	fobun

twinkit	drampert	balist
depper	swintix	cupef
libet	repent	rellist




X O X

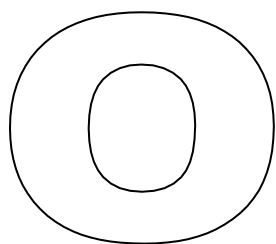


moper	nunkost	shispel
wellen	thropin	fromist
vacast	brendum	relont

debote	somate	millete
mopile	pringute	baskite
santrile	bolluke	zidene




X O X

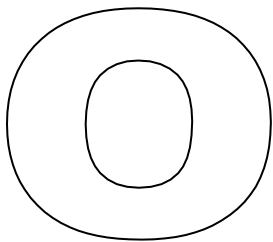


satone	thorpune	fentate
tilloke	drundize	fistame
kedine	pledaze	privote

paintel	moasted	bealten
seatop	poachit	mut oak
yeastic	voanel	bailum




X O X

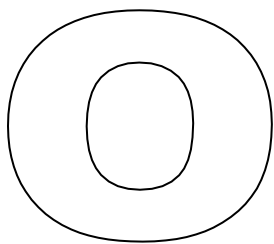


leaflem	goavlet	feelic
debay	cuinest	ziboan
realits	dailing	betain

sauntate	toutene	farbite
sirstite	pountene	sailurst
zurbaist	soanterd	nointer




X O X

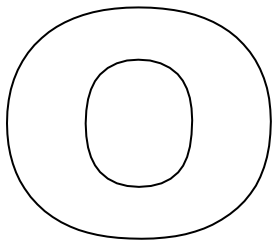


weanart	loantarz	hurlean
fountail	murdain	doubert
vernoat	cawnate	shilboat

sepape	gemmot	gribbel
gibet	gropene	ragist
ruggin	smogist	gerbelt




X O X

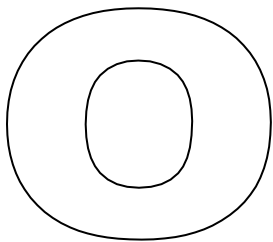


hogile	vengust	fliggur
gentif	gunder	follig
gumbet	forteg	debige

submitted	commented	admitting
mistrusting	uncommon	fantastic
inventing	conductor	establish




X O X

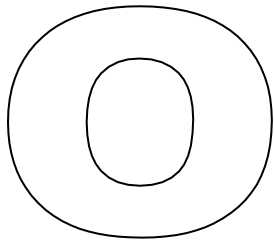


interrupt	collecting	excellent
consistent	expectant	instruction
defendant	unbutton	mistaken

Atlantic	transferring	sarcastic
congested	addressing	Jefferson
discharging	attachment	occurring




X O X

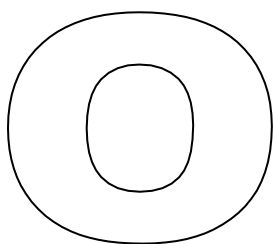


carpenter	distracting	expressing
according	subtracted	inspected
artistic	convulsing	rejecting

ventospil	combutting	prentatter
disponter	trumented	submintor
crondester	mistuppen	trollispic




X O X O X O X O X O X O X O X O X O X O X O X O X O X O X O X O X O X O X

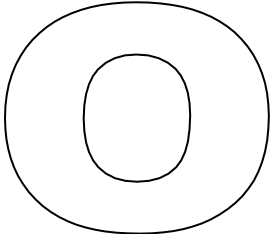


beldington	cholpictor	vestrantic
dontrentin	grappeltic	trandistic
crastented	forbelding	pilminted

sumpobly	twinkester	habbintic
pommunter	mastinder	shisperton
zombastic	vasterdash	ventastic




X O X

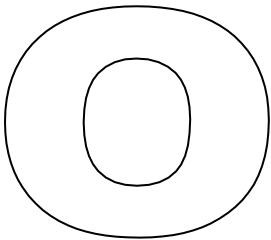


meddinton	traggerful	versattin
midlectic	crustemper	trindestor
corpestring	unponded	bendiffic

decoding	predicted	omitted
reciting	momentum	electric
preparing	defended	eraser




X O X

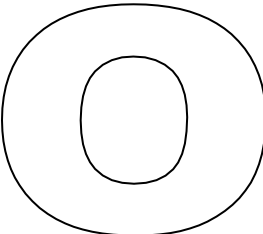


resulting	provided	bifocal
returning	repeating	calculate
reforming	diluted	bisecting

repator	blemnastic	copested
deboten	hotellist	difopist
micultor	coolantic	bimontel




X O X

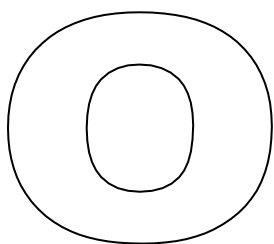


vepomic	hipenter	nitover
dislopate	redaunting	razotorp
citupent	hunillate	percusine

miloplit	fripestor	bridister
retuppit	molantrup	ditoppist
bolanter	consturtim	polenter




X O X

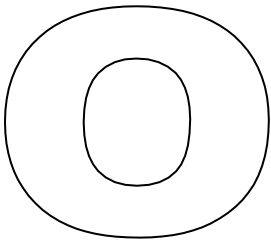


appounded	sounderlet	winofer
mupidly	misterful	zippeller
croggulet	chirmusing	varnolac

tuble	fortle	kittle
sepple	nople	comple
beddle	vetle	wegle




X O X

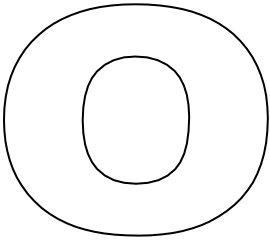


veble	skettle	sobble
sople	rottle	goddle
chipple	truple	turple

_ing	_ong	_ink
_ock	_ack	_all
_ight	_ought	_ould




X O X

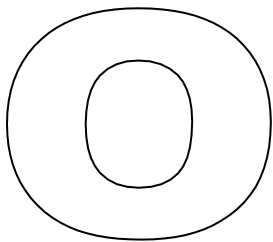


_ouse	_ank	_ink
_ipe	_ood	_unk
_out	_oot	_own

a	big	can
in	it	not
run	up	am




X O X

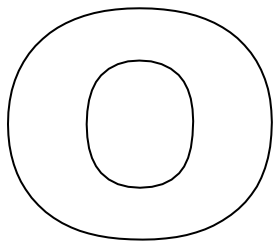


on	when	but
ran	that	this
well	will	yes

for	here	out
look	ate	see
or	off	how




XOX

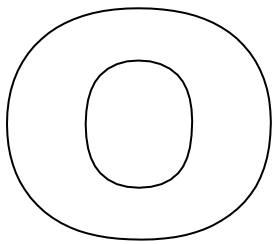


saw	out	now
ride	soon	gave
how	like	look

a	I	we
be	he	no
so	she	the




X O X

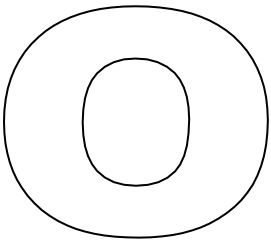


boat	chair	way
read	bean	say
eat	day	coat

play	blue	three
found	round	sleep
clean	ground	first




X O X

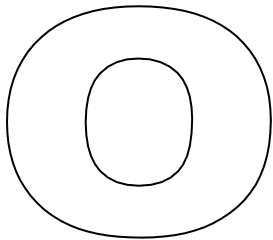


here	brown	start
street	side	draw
green	round	print

are	have	done
once	one	are
live	give	some




XOX

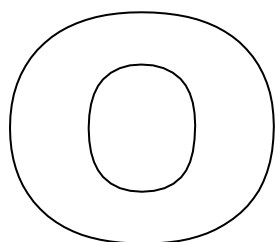


come	were	been
live	one	some
have	give	are

every	Mrs.	Mr.
buy	Miss	eight
pretty	early	pretty




X O X

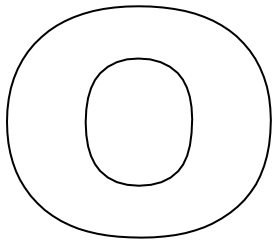


right	any	many
very	early	Mrs.
Mr.	eight	Mrs.

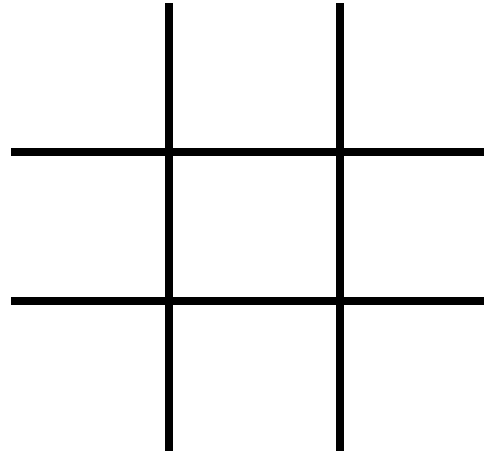
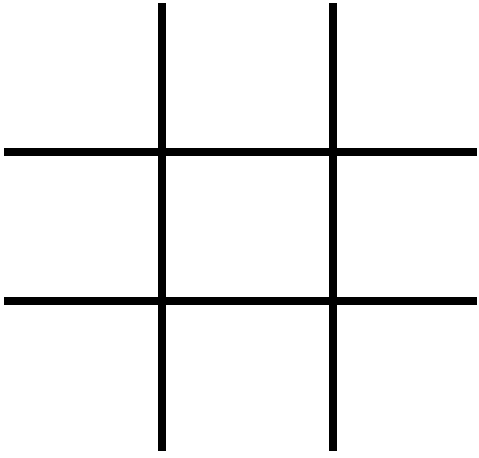
a b _	d _ f	_ h i
j k _	m _ o	_ q r
s t _	v _ x	_ z



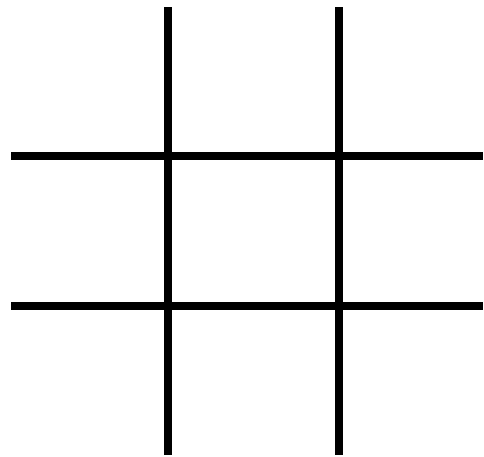
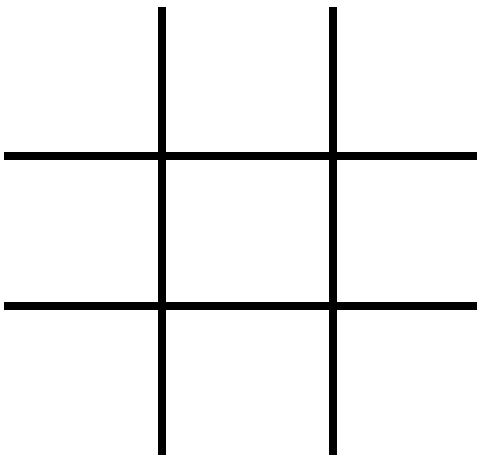
X O X



_ b c	d e _	g _ i
_ k l	m n _	p _ r
_ t u	v w _	y _



X O X



Brief Summaries of the Lively Letters™ Stories

These summaries are not intended for use in introducing the Lively Letters stories to students for the first time. For initial introduction, the complete stories found in the Lively Letters Instruction Manual are recommended. These shortened versions may be helpful, though, when used as a reference, or as a guide for someone working with a student who has already been introduced to the Lively Letters cueing system.

p Quiet Lip Puffing Sound pronounced as in “pot”

Story - The quiet mother keeps her voice off when she puts her lips together and puffs out the air. When you see that the line comes first, put your lips together.

b Noisy Lip Puffing Sound pronounced as in “ball”

Story – The noisy, little baby turns her voice on when she puts her lips together and puffs out the air. When you see that the line comes first, put your lips together.

t Quiet Tongue Dancing Sound pronounced as in “ten”

Story – The dancing tongue taps quietly on the top of the mouth, behind the front teeth.

d Noisy Tongue Dancing Sound pronounced as in “dog”

Story – The dancing tongue taps noisily on the top of the mouth, behind the front teeth. He also taps on his tummy that looks like a big drum (the circle that comes first).

f Quiet Lip Biting Sound pronounced as in “fan”

Story - The quiet, fire-breathing dragon bites its bottom lip and blows on it to put out the fire. It sticks out its head because it thinks it looks cool.

v Noisy Lip Biting Sound pronounced as in “van”

Story – The noisy vampire bites his bottom lip and blows. He turns on his voice so he’ll scare everyone. Alternate Story: This is a noisy van driver, biting his bottom lip and blowing air out while driving through town.

k Quiet Choking Sound pronounced as in “kite”

Story – This little boy’s mother is trying to tie his bow tie too tightly, and he starts to make the quiet choking sound “k-k-k.”

g Noisy Choking Sound pronounced as in “girl”

Story – The little girl is gulping a drink, and she starts to make a noisy choking sound (or gulping sound) “g-g-g.” (The soft sound of G is taught later.)

qu Quacking Sound pronounced as in “queen”

Story – This is a duck that starts to say “quack” (“qu---”). The little duck (the U) is following along, quietly standing on its mother’s tail.

th Quiet Tongue Biting Sound pronounced as in “think”

Story – The T is being silly while quietly dancing, sticks its tongue, bites it and blows out air. The air blows onto poor H.

th Noisy Tongue Biting Sound pronounced as in “this”

Story – The T and the H are now both sticking out and biting their tongues, and blowing out noisy air.

a The Apple (First of the 5 Superstar Vowels) pronounced as in “apple”

Story – You open your mouth wide to take a big bite of the apple. Start to say, “Apple.” Say “a.”

o The Baby (Northeastern dialect “aw”) pronounced as in “octopus”

Story – When we see a cute baby we say, “Aww, isn’t she cute?”

o The Baby (Standard dialect “ah”) pronounced as in “octopus”

Story – When the mother wants to feed her baby she holds out the spoon and says, “Open wide and say ‘ah.’”

m Nose Sound with Lips Closed pronounced as in “mop”

Story – This sound is coming out of the nose, and the mouth is closed. The nose smells M&M cookies baking and says, “Mmmm.”

n Nose Sound with Lips Open pronounced as in “nut”

Story – This sound is coming out of the nose, too, but the mouth is open and the tongue stays up in front. When his mom asked him if he did something wrong, the nose said, “N- n-n-o.”

ng Nose-Choking Sound pronounced as in “sing”

Story – The N, who is very nosy, gets in front of the little girl (G) and tries some of her drink. The little girl touches the N’s nose to see where the funny sound is coming from as she gulps the drink.

l Tongue Up in Front Sound pronounced as in “log”

Story – This is a famous singer who is practicing before her big performance. She lifts the front of her tongue up and starts to sing, “L-l-l-l.”

r Tongue Up in Back Sound pronounced as in “rat”

Story – The dog is raising his tongue up in the back and makes this sound.

u The Toddler pronounced as in “up”

Story – The little toddler puts up her hands and says, “U-u-u-u!” to get up and out of the crib.

s Quiet, Small Air Sound pronounced as in “sun”

Story – When the mouth smiles, a small snake of air comes out, hissing quietly

z Noisy, Small Air Sound pronounced as in “zoo”

Story – When the mouth smiles, the small string of air comes out noisily, and sounds like a zipper.

sh Quiet, Big Air Sound pronounced as in “ship”

Story – The S is quietly shaking poor H, telling him to be quiet. Big, quiet air comes out as she says, “Shhh – don’t cry.”

zh Noisy, Big Air Sound pronounced as in “usual” and “measure” (not spelled with “zh”)

Story – This is a big television star, and she says, “My name is Zhee Zhee, darling.” She’s a very unusual sound. H is trying to measure her costume.

ch Quiet, Fast Air Sound pronounced as in “church”

Story – The car (C) is quickly and quietly pushing the H along the train tracks. They’re making a sound like a choo-choo train – “ch-ch-ch-ch.”

j Noisy, Fast Air Sound pronounced as in “jet”

Story – The J looks like Jack of “Jack Be Nimble.” He quickly takes a big, fast jump over the candlestick. When he jumps, his feet are in front of him so he can push off of the wall.

w Whooshing Air Sound pronounced as in “web”

Story – The wheelchair loves to go fast in the wind “w!”

h Tired Air Sound pronounced as in “hat”

Story – Poor H! Everyone bothers him. Now people think he’s a chair, and when they’re tired, they sit on him and exhale – “hhh.”

wh Whooshing Air Sound pronounced as in “what”

Story – The wheelchair goes so fast that it whooshes right into poor H. H asks the wheelchair, “What are you doing? Where are you going? Why are you doing this to me?”

I The Basketball Player pronounced as in “in”

Story – The basketball player has a big smile while he tries to get that ball “i-i-in” the basket.

X Crashing Sound pronounced as in “fox”

Story – The X reaches up and grabs the K and the S. He crashes them together in the middle. It almost sounds like the word “kiss - ks.”

Y The Skier pronounced as in “yes”

Story – The skier is getting ready to go down the mountain. He’s so high up that he gets scared and starts to say, “yikes!” but he says, “Y--,” then goes down the mountain

e Ed pronounced as in “end”

Story – Ed is a character in a video game. He eats little eggs as he goes along, saying, “E-e-e.” His mother calls him for dinner, prolonging the “e” sound in his name, “Ed!”

e King Ed (Final E Rule) silent, as in “make,” King Ed can make vowels say their names

Story – King Ed demands to know the name of the vowel who stands before him! The vowel says its name, and King Ed remains silent.

oo The Scary Ghost pronounced as in “boot”

Story – The two O’s get together, looking like the eyes of a scary ghost who says, “Ooooo!”

oo Ghost with the Book pronounced as in “book”

Story – This time the two babies, the O’s, look like a ghost who is trying to “l-oo-k “ at a “b-oo-k” while he walks in the school halls. He bumps into someone who pushes the book into his stomach, and he makes that short “oo” sound.

ou The Baby and the Toddler pronounced as in “loud”

Story – The toddler (who is a trouble maker when a vowel’s in front of her) pulls the baby’s hair when the baby’s in front of her. The baby yells, “Ou!”

ow Baby and the Wheelchair pronounced as in “clown”

Story – The wheelchair (who is double trouble when a vowel gets before him) pulls the baby’s hair when she is in front of him. The baby says, “Ow!”

au The Apple and the Toddler pronounced as in “autumn”

Story – The toddler (the troublemaker here) bites the apple that’s in front of her. It’s rotten and it tastes “aw-aw-aw-awful!”

aw Apple with the Wheelchair pronounced as in “lawn”

Story – The wheelchair (who is double trouble here) bites the apple that’s in front of him. It’s rotten and it tastes “aw-aw-awful!”

oi The Baby & the Basketball Player pronounced as in “join”

Story – The baby (the O) asks to be on the basketball team, and when the basketball player (the I) asks, “Are you a boy?” The baby says, with an attitude, “Oy! I’m no boy!”

oy The Baby with the Skier pronounced as in “boy”

Story – The baby (the O) stands in front of the skier and asks to be on his ski team. When the skier (the Y) asks, “Are you a boy?” she says, with an attitude, “Oy! I’m no boy!”

er Ed & the Growling Dog pronounced as in “her”

Story – When Ed gets in front of the dog, the dog gets annoyed and growls, “Er!” Ed is so scared he doesn’t make his regular sound.

ir Basketball Player & Growling Dog pronounced as in “shirt”

Story – When the basketball player gets in front of the dog, the dog gets annoyed and growls, “Ir!” The basketball player is so scared that he doesn’t make his sound.

ur The Toddler & the Growling Dog pronounced as in “hurt”

Story – When the toddler gets in front of the dog, the dog gets annoyed and growls, “Ur!” Toddler is so scared he doesn’t make a sound.

ar Apple with the Growling Dog pronounced as in “star”

Story – When the apple is in front of the dog, the dog opens its mouth widely and eats the apple in one big bite, “Ar!” He also sees his reflection in the apple and yells out his name.

or Baby with the Growling Dog pronounced as in “corn”

Story – When the baby gets in front of the dog, the dog says, “This baby’s so cute. I probably won’t growl at her, OR....(inflection on ‘OR’) maybe I will!”

c Car Sound hard ‘c’ pronounced as in “cat” and soft ‘c’ pronounced as in “cent” *Story – Usually the car says, “K-k-k,” but when it comes before the sharp rock that has the letters Y, I, or E on it, it gets a flat tire, and small, quiet air comes out – “S-s-s-s.”*

TLC Dot Games

• • • • •

bun pod cap tug dog

• • • • •

cat jog gum hot

• • • • •

jot not mop sob

• • • • •

wax sub yam

• • • • •

fox shot zap wag


• • • • •

that cut dot chug

• • • • •

Have you seen some of our other Lively Letters™ and Sight Words You Can See™ materials?

- Variety of Discounted Educator & Parent Bundles
- Lively Letters Basic Set (Lowercase Picture & Plain Letter Cards & Instruction Manual)
- Sight Words You Can See (Basic Sized and Classroom Sized Sets)
- Lively Letters Instruction Manual
- Lively Letters Parents' Guide
- Lively Letters Spanish Translations: Phonics Stories for English Sounds (book)
- Lively Letters Lowercase Picture and Plain Letter Cards
 - Basic Sized – Classroom Sized – Mini Cards
- Lively Letters Uppercase Picture & Plain Letters Cards
 - Basic Sized – Classroom Sized – Mini Cards
- Lowercase Lively Letters Reproducible Coloring Activity Book (also as an e-product)
- Uppercase Lively Letters Reproducible Coloring Activity Book (also as an e-product)
- Lowercase Lively Letters Character Poem & Lyrics Book
- Uppercase Lively Letters Character Poem & Lyric Book
- Let's Practice Reading with TLC Reproducible Workbook (also as an e-product)
- Lively Letters Phonics Songs CD with Lyrics Booklet
- Lively Letters Phonics Songs on iTunes, Google Play, and Amazon MP3
- Lively Letters Hand/Mouth Cue Photo Cards
- Lively Letters Character Chart Posters & Desk Charts
- Lively Letters reproducible Monthly Motivational Posters & Coloring Pages (as e-products)
- Lowercase & Uppercase Lively Letters Sticker Sheets
- Reading with TLC Word Cards Set I and II
- TLC Phonics Tic Tac Toe & Dot Games Reproducible Workbooks (as e-products too)
- Phonological Awareness Activities for Learning
- Reading with TLC Tote Bag
- Lively Letters Phonics App Available on Apple App Store



For information on all of our products,
plus training webinars and seminars go to:
www.readingwithtlc.com

www.readingwithtlc.com

775 Pleasant Street, Suite 6 | Weymouth, MA 02189
p: 866.TLC.READ | f: 781.812.2441

